

**SOW MORTALITY PROJECT-WEEK 43 UPDATE 11-2-18**

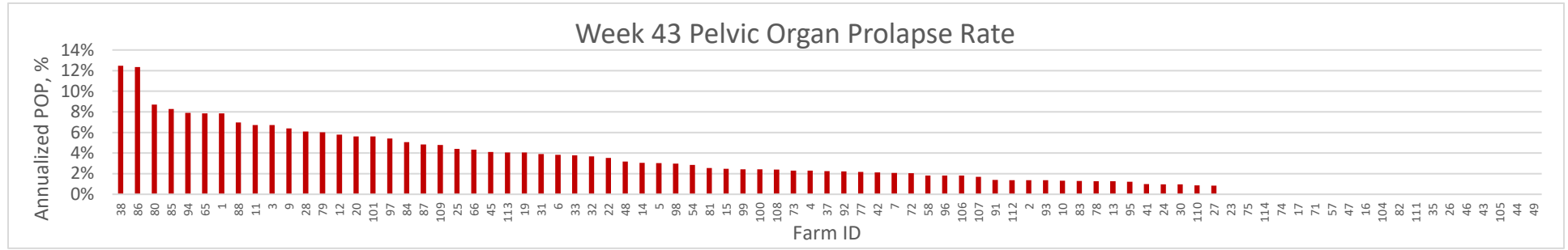
IOWA PORK INDUSTRY CENTER [www.ipic.iastate.edu](http://www.ipic.iastate.edu)

IOWA STATE UNIVERSITY

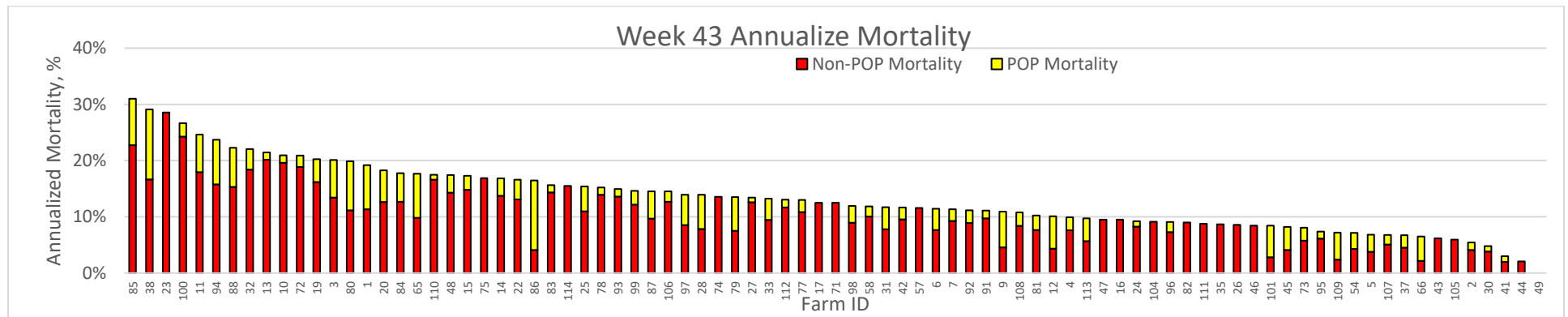
Extension and Outreach



**Overview:** Calendar Year 2018 Week 43. Eighty-five sow farms representing an inventory of 341,612 sows, have submitted mortality records indicating 848 sow deaths. The following figures summarize the distribution and variation of sow deaths across reporting sow farms.

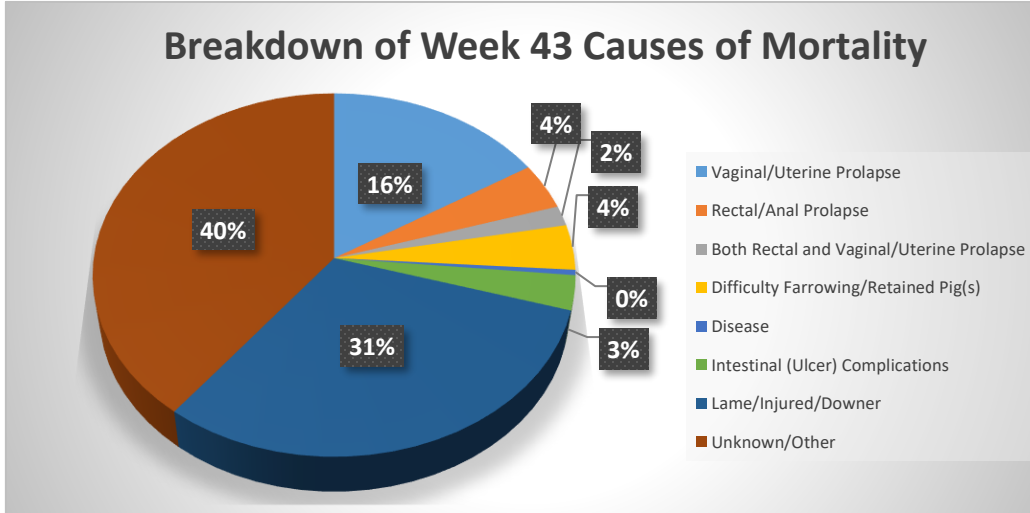


**Figure 1 (Above).** Annualized rate of pelvic organ prolapse (POP) varied across sow farms during Week 43 from over 12% to 0%.



**Figure 2 (Above).** Annualized total mortality for reporting sow farms for Week 43. The red portion of the bars represent the proportion of the sow mortalities that occurred that were not due to prolapse while the yellow portion of the bars indicates the proportion occurring due to prolapse.

**Figure 3 (Right).** Breakdown of all mortalities reported for Week 43. A total of 22% of sow mortalities were the result of some form prolapse. Approximately 31% died due to lameness and related causes and 40% died due to other or unknown causes.



**THIS PROJECT IS SUPPORTED BY THE NATIONAL PORK BOARD PROJECT #17-224.**