

SOW MORTALITY PROJECT-WEEK 38 UPDATE 9-28-18

IOWA PORK INDUSTRY CENTER www.ipic.iastate.edu

IOWA STATE UNIVERSITY

Extension and Outreach



Overview: Calendar Year 2018 Week 38. Eighty-three sow farms representing an inventory of 338,809 sows, have submitted mortality records indicating 873 sow deaths. The following figures summarize the distribution and variation of sow deaths across reporting sow farms.

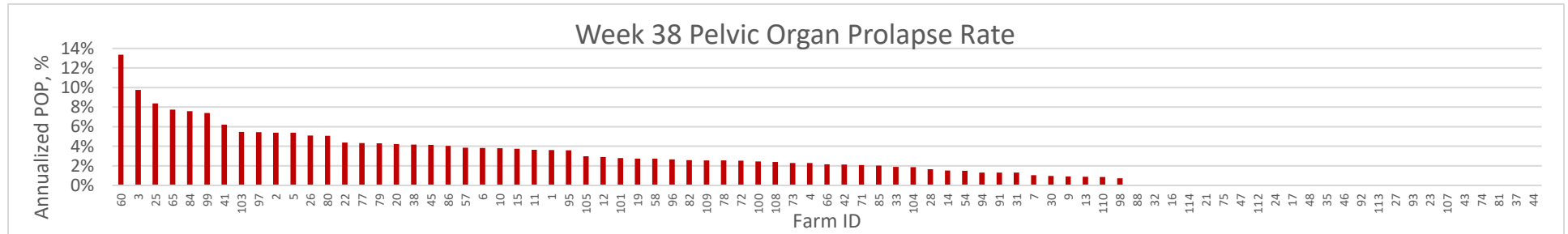


Figure 1 (Above). Annualized rate of pelvic organ prolapse (POP) varied across sow farms during Week 38 from over 13% to 0%.

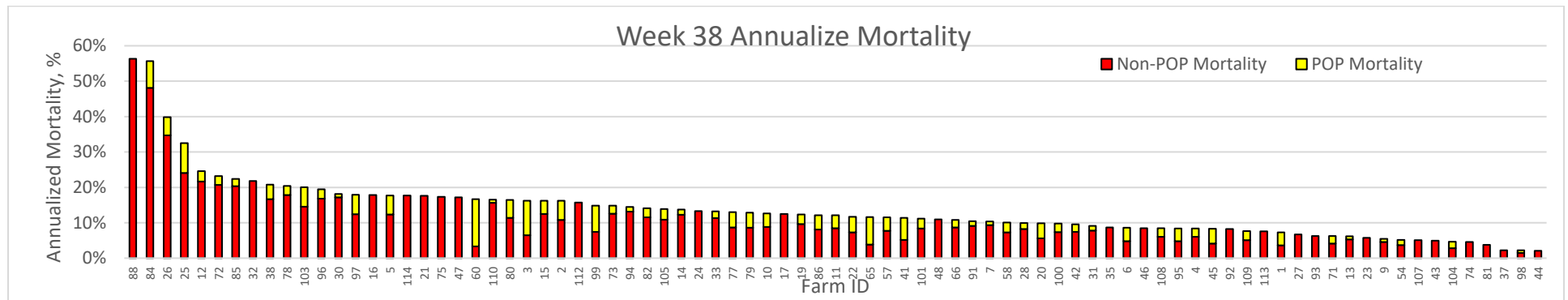
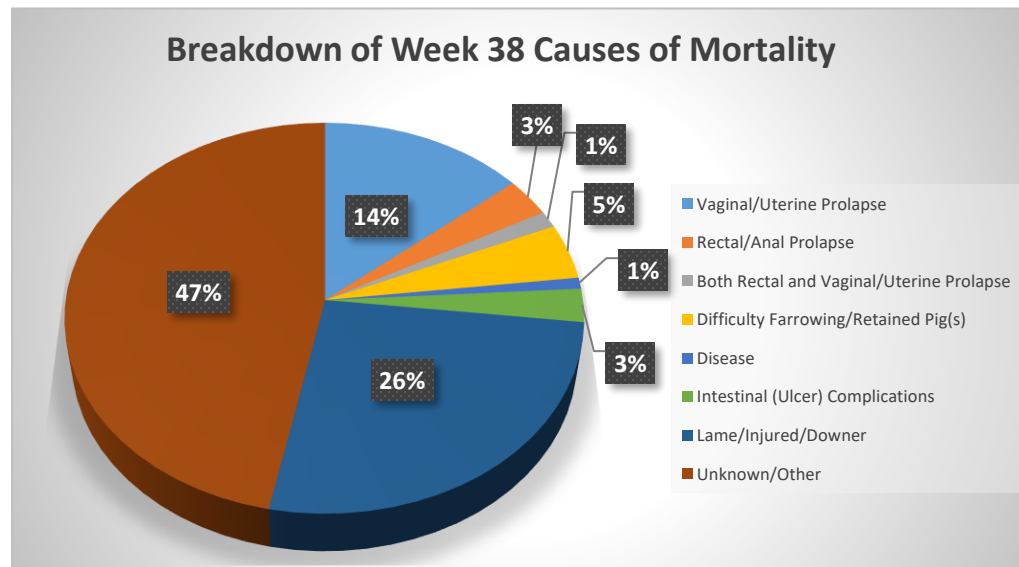


Figure 2 (Above). Annualized total mortality for reporting sow farms for Week 38. The red portion of the bars represent the proportion of the sow mortalities that occurred that were not due to prolapse while the yellow portion of the bars indicates the proportion occurring due to prolapse.

Figure 3 (Right). Breakdown of all mortalities reported for Week 38. A total of 19% of sow mortalities were the result of some form prolapse. Approximately 26% died due to lameness and related causes and 47% died due to other or unknown causes.



THIS PROJECT IS SUPPORTED BY THE NATIONAL PORK BOARD PROJECT #17-224.